

**Breast Forms**

- American Breast Care ..... 414-417
- Amoena ..... 417-426
- Nearly Me ..... 427-429
- Trulife ..... 432-435

**Bras**


- American Breast Care ..... 436-440
- Amoena ..... 440-449
- Contemporary Design ..... 450
- Dale Medical Products ..... 450
- DJO ..... 450
- EAB Medical ..... 451
- Mentor ..... 451
- Nearly Me ..... 451-454
- Truform ..... 455
- Trulife ..... 455-464

## **American Breast Care - 10243 - Convex Lightweight Triangle**

- Designed to fill in areas of chest wall where there may be deficits
- Convex design helps keep fullness at the top, which is good for women who find that most forms leave too much space at the top of the bra cup
- Fits average to full figures
- Color: Blush
- Replace ? with size: 3-13

---

Product No. **10243?BH**



## **10246 - Lightweight Back Triangle**

- Two layer breast form provides security of standard silicone but lightness of lightweight silicone
- 15% lighter than standard silicone
- Fits average figures
- Color: Blush
- Replace ? with size: 01-12

---

Product No. **10246?BH**




## **10248 - Super Soft Triangle**

- Two layer design form
- The back layer made of firmer lightweight silicone gives the front layer the right amount of support and appearance of a natural breast
- Fits shallow to average figures
- Color: Blush
- Replace ? with size: 01-12

---

Product No. **10248?BH**

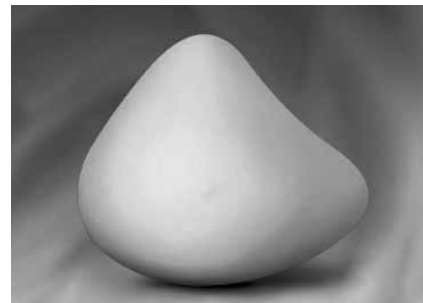


## **1021 - Ultra Light Asymmetric**

- Provides a gentle flattering slope following moderate surgeries
- Under arm extension helps to recapture symmetry and may be helpful when fitting fuller figures
- Fits average to full figures
- Color: Blush
- Replace 1st ? with size: 02-12
- Replace 2nd ? with Right (R) or Left (L)

---

Product No. **1021??BH**




## **1022 - Lightweight Asymmetric**

- Provides a gentle flattering slope following moderate surgeries
- Made of lightweight silicone
- Fits average figures
- Color: Blush
- Replace 1st ? with size: 01-12
- Replace 2nd ? with Right (R) or Left (L)

---


Product No. **1022??BH**



**1031 - Ultra Light Oval**

- Versatile oval shape can be turned in different directions inside the bra
- 45% lighter than standard silicone
- Fits average to full figures
- Color: Blush
- Replace ? with size: 01-12


Product No. **1031?BH**



**1032 - Lightweight Oval**

- Versatile oval shape can be turned in different directions inside the bra
- Fits average to full figures
- Color: Blush
- Replace ? with size: 01-12

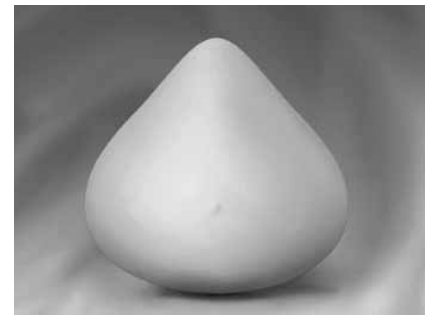
Product No. **1032?BH**



**1041 - Ultra Light Triangle**

- Creates sleek lines under clothing; Prevents crossover
- Exclusive Super Symmetrical breast form provides fullness where you need it
- Fits average to full figures
- Color: Blush
- Replace ? with size: 02-18

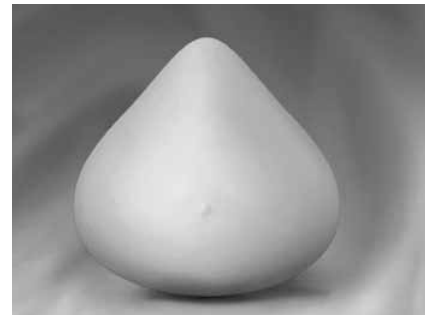
Product No. **1041?BH**



**1042 - Lightweight Triangle**

- Creates sleek lines under clothing; Prevents crossover
- Exclusive Super Symmetrical breast form provides fullness where you need it and creates a versatile breast form
- Replace ? with size: 00-18
- Fits average figures


Color	Product No.
Blush	<b>1042?BH</b>
Tawny	<b>1042?TW</b>



**1044 - Standard Triangle**

- This breast form is ideal for women wanting the look, feel and movement of a natural breast
- Fits average figures
- Color: Blush
- Replace ? with size: 00-18

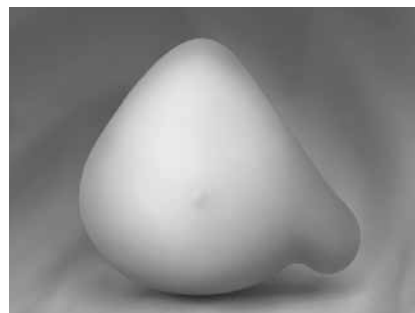
Product No. **1044?BH**



## 1062 - Lightweight with Pocket-Loc™

- Breast form works best in conjunction with ABC T-Shirt Bra
- Pocket-loc extension eliminates shifting in any bra
- Fits average to full figures
- Color: Blush
- Replace 1st ? with size: 01-13
- Replace 2nd ? with Right (R) or Left (L)

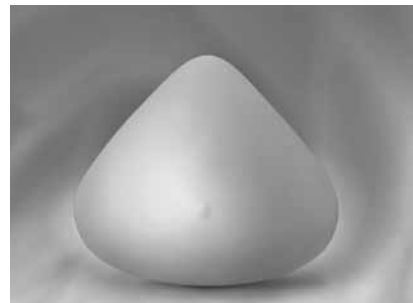
Product No. **1062??BH**



## 1072 - Classic Triangle Lightweight

- Classic triangle features a shallow fit at its peak and long line at its base
- Elongation can help equalize a broader chest and other athletic builds
- Fits shallow figures
- Color: Blush
- Replace ? with size: 01-12

Product No. **1072?BH**



## 1131 - Modified Full Triangle Shaper

- Ideal shaper for women who have had reconstruction or extensive lumpectomies
- Provides enhancement equal to a cup size
- Color: Blush
- Replace ? with size: S, M, L, or XL


Product No. **1131?BH**



## 11242 - Lightweight Triangle Shaper

- Same design as standard triangle breast form but has hollow back that covers the entire breast area
- Form is covered with smooth soft satin skin
- Color: Blush
- Replace ? with size: 3-10

Product No. **11242?BH**



## 910 - Triangle Puff Form

- Features a foam front; removable fiber fill for adjustable fullness
- Fits average to full figures
- Color: Beige
- Replace ? with size: S, M, L, XL, XXL

Product No. **910?BE**



**912 - Weighted Foam Leisure Teardrop Form**

- Fits average figures
- Not recommended for swimming
- Color: Beige
- Replace ? with size: 1/2, 3/4, 5/6, 7/8, 9/10, 11/12

Product No. **912?BE**



**916 - First Form**

- Made of memory foam that molds and contours to the body
- Ideal to wear during sport and recreational activities
- Color: Beige
- Fits average figures
- Replace ? with size: 01-12


Product No. **916?BE**



**930 - Swim Form Oval**

- Standard silicone form fits all types of swimsuits
- Color: Blush
- Fits average to full figures
- Replace ? with size: 02-10

Product No. **930?BH**



**Covers**

- Color: Beige or Tawny
- Replace 1st ? with size and side if applicable
- Replace 2nd ? with color BE (Beige) or TW (Tawny)

Description	Sizes	Product No.
Asymmetrical	01-13 L/R	<b>200??</b>
Oval	01-12	<b>300??</b>
Triangle	00-18	<b>400??</b>
Super Symmetrical	01-12	<b>500??</b>

**Amoena - Contact 1S**

- Adheres directly to the skin and moves with the body; stays in place with every movement
- Profile provides more freedom in clothing like low-cut dresses
- *Comfort+* temperature-equalizing material on back of breast form
- Fits shallow figures
- Color: Ivory
- Replace ? with size: 01-14

Product No. **384?**




## Contact 2S

- Adheres directly to the skin and moves with the body
- Relieves pressure on the shoulders
- *Comfort+* temperature-equalizing material on back of breast form
- Profile provides more freedom in clothing selection
- Fits average figures
- Color: Ivory, Tawny
- Replace ? with size: 01-12

---

Product No.

381?



## Contact Light 2S

- Adheres directly to the skin and moves with the body
- Relieves pressure on the shoulders; ideal for women with certain medical conditions
- *Comfort+* temperature-equalizing material on back of breast form
- Profile provides more freedom in clothing selection
- Symmetric shape fits left or right side
- Fits average figures
- Color: Ivory
- Replace ? with size: 1-14

---

Product No.

380?




## Contact 3S

- Adheres directly to the skin and moves with the body
- Relieves pressure on the shoulders
- *Comfort+* temperature-equalizing material on back of breast form
- Profile provides more freedom in clothing selection
- Fits full figures
- Color: Ivory
- Replace ? with size: 00-10

---

Product No.

382?



## Contact Light 3S

- Adheres directly to the skin and moves with the body; stays in place with every movement
- Relieves pressure on the shoulders
- *Comfort+* temperature-equalizing material on back of breast form
- Profile provides more freedom in clothing selection
- Fits full figures
- Color: Ivory
- Replace ? with size: 00-10

---

Product No.

385?



**Contact 3E**

- All Contact benefits in elliptical shape
- Fits full figures
- Color: Ivory
- Replace ? with size: 01-14
- Replace 2nd ? with Right (R) or Left (L)

---

Product No. 386?




**Contact 2A**

- Contact breast forms attach securely to the body, moving with you like a natural breast
- *Comfort+* temperature-equalizing material on back of breast form
- Asymmetrical forms with an extremely natural look and feel
- Fits average figures
- Color: Ivory
- Replace ? with size: 0-12
- Replace 2nd ? with Right (R) or Left (L)

---

Product No. 383??



**Energy Light 2U**

- 3 dimensional pear surface on the back of the form
- Offers maximum air ventilation and evaporation
- Helpful to women during exercise and sports activities or those that experience hot flashes
- Fits full figures
- Replace ? with size: 01-14

---

Product No. 341?



**Energy Light 3U**

- 3 dimensional pear surface on the back of the form
- Offers maximum air ventilation and evaporation
- Helpful to women during exercise and sports activities or those that experience hot flashes
- Fits full figures
- Replace ? with size: 01-14

---

Product No. 340?



## Natura Light 1S

- Features an extremely natural look and feel; moves naturally with the body and flattens when the woman is lying down
- Quickly warms to body temperature while absorbing and releasing heat
- Symmetrical shape fits shallow figures
- Color: Ivory
- Replacement covers (343)
- Replace ? with size: 01-14

---

Product No. **664?**




## Natura Light 2S

- Three layer form: Soft outer film combined with silicone, temperature-equalizing inner layer and clear flowable gel interior
- Lightweight silicone with natural drape makes form 30% lighter
- Symmetrical shape fits average figures
- Colors available: Ivory and Tawny; add TW for Tawny
- Replacement covers (160)
- Replace ? with size: 01-17

---

Product No. **390?**

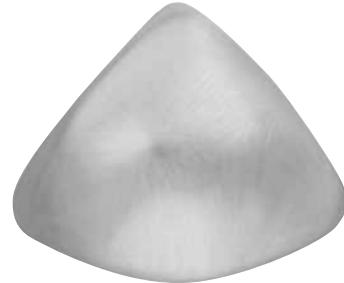


## Natura Light 3S

- Same benefits of Light 2S but sized to fit full figures
- Color: Ivory
- Replacement covers (365)
- Replace ? with size: 00-12

---

Product No. **391?**




## Natura 3S

- Moves naturally with the body and flattens when the woman is lying down
- Quickly warms to body temperature while constantly absorbing and releasing heat
- Symmetrical shape designed to fit full figures
- Replace ? with size: 03-12

---

Product No. **395?**




## Natura Light 2A

- Same Natura Benefits as Light 2S but in asymmetrical shape appropriate for average figures
- Colors available: Ivory
- Replace ?? with size: 00-14
- Replace 2nd ? with Right (R) or Left (L)

---

Product No. **392??**





**Individual Light 2S**

- Symmetrical shaped form with soft moldable back layer adapts individually to an uneven chest for a close fit and added comfort
- Molds gently to the chest wall and fits snugly
- Temperature-equalizing *Comfort+* technology in the moldable back layer reduces overheating and perspiration
- Recommended for lymphedema and back tension
- Ideal to wear for sports or exercise
- Fits average figures
- Color: Ivory
- Replacement covers (160)
- Replace ? with size: 01-14

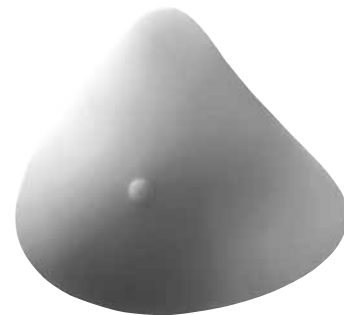



---

Product No. **374?**

**Individual Light 3A**

- Asymmetrically shaped form with same benefits as Individual 2S
- Fits full figures
- Colors: Ivory and Tawny
- Replace 1st ? with size 01-14
- Replace 2nd ? with Right (R) or Left (L)




---

Product No. **373??**

**Essential 2A**

- Enhanced with a super-soft film and a soft silicone formula
- Provides a balanced and secure fit
- Fits average figures
- Color: Ivory
- Replace 1st ? with size: 01-12
- Replace 2nd ? with Right (R) or Left (L)




---

Product No. **353??**

**Essential Light 2A**

- An ideal light, basic breast form for women in search of an asymmetrical prosthesis
- Great for those with an uneven chest wall or missing tissue under the arm due to the removal of lymph nodes
- Weighs up to a third less than traditional breast forms of the same shape, offering exceptional comfort; particularly beneficial for women with a large bust or with lymphedema
- Ideal to wear for sports and swimming
- Fits average figures
- Color: Ivory
- Replacement covers (357)
- Replace 1st ? with size: 0-14
- Replace 2nd ? with Right (R) or Left (L)




---


Product No. **356??**

## Essential Deluxe Light 2A

- This two layer design has a soft, flowable gel back and a lightweight silicone front
- Hugs the chest wall closely and securely for comfort and confidence
- Perfect drape and weight for a natural look in today's fashions
- Fits average figures
- Color: Ivory
- Replacement covers (357)
- Replace 1st ? with size: 4-14
- Replace 2nd ? with Right (R) or Left (L)

Product No.

254??



## Essential 1S

- Designed to meet the essential needs of women following breast surgery
- Offers a pleasant feel and appearance
- Fits shallow figures
- Color: Ivory
- Replacement covers (343)
- Replace ? with size: 01-12

Product No.

630?



## Essential 2S

- Designed to meet the essential needs of women following breast surgery
- Offers a pleasant feel and appearance
- Fits average figures
- Color: Ivory
- Replacement covers (160)
- Replace ? with size: 01-12

Product No.

440?



## Essential Light 2S

- Made of lightweight silicone
- Designed to meet the essential needs of women following breast surgery
- Fits average figures
- Colors available: Ivory and Tawny; add TW for Tawny
- Replacement covers (160)
- Replace ? with size: 01-17

Product No.

442?



**Essential Basic 2S**

- Single layer silicone feels like cashmere outer film
- Mimics drape of a natural breast
- Natural movement keeps a woman feeling confident all day
- Color: Ivory
- Replacement covers (160)
- Replace ? with size: 04-12

---

Product No. 290?



**Essential Basic Light 2S**

- 25% lighter than other forms
- Ideal for women with lymphedema, osteoporosis, arthritis, or those with a large bust
- Single layer, ultra-soft lightweight silicone with “feels like cashmere” outer film
- Color: Ivory
- Replacement covers (160)
- Replace ? with size: 04-12

---

Product No. 292?



**Essential Deluxe Light 2S**

- Versatile triangular breast form shape has a natural drape that moves with the body
- Fits the unique shape of a woman’s chest wall and is extra gentle to the scar tissue
- Soft, flowable gel back layer hugs body closely and securely
- Fits average figures
- Color: Ivory
- Replacement covers (160)
- Replace ? with size: 4-14

---

Product No. 247??



**Essential 3S**

- Anatomically weighted, made of soft silicone to provide the look and feel of a natural breast
- Back is curved to match the chest wall
- Symmetrical triangle shape
- Fits full figures
- Color: Ivory
- Replacement covers (365)
- Replace ? with size: 00-12

---


Product No. 363??



## Essential 2E

- Designed to meet the essential needs of women following breast surgery
- Offers a pleasant feel and appearance
- Fits average figures
- Colors available: Ivory and Tawny; add TW for Tawny
- Replacement covers (305)
- Replace ? with size: 00-12

Product No. **474?**



## Essential Light 3E

- Made of lightweight silicone lighter than traditional forms
- Designed to meet the essential needs of women following breast surgery
- Fits full figures
- Colors available: Ivory and Tawny; add TW for Tawny
- Replacement cover (156)
- Replace ? with sizes: 01-14 (Ivory) or 04-14 (Tawny)
- Replace 2nd ? with Right (R) or Left (L)

Product No. **556??**



## Balance Oval

- Ideal for women who has naturally uneven breast
- Have a clearly defined shape and hug the body firmly and securely
- Shape: Symmetric Oval
- Colors available: Ivory and Tawny; add TW for Tawny
- Available sizes: 0/1, 2/3, 4/5, 6/7, 8/9
- Replace ? with size: 0-09 and specify thickness A or B

Description	Product No.
Balance 1O	<b>259?A</b>
Balance 2O	<b>259?B</b>



## Balance Delta

- Have a clearly defined shape and hug the body firmly and securely
- Shape: Symmetric Triangle
- Available sizes: 1/2, 3/4, 5/6, 7/8, 9/10
- Color available: Ivory
- 271A is also available in Tawny
- Replace ? with size: 01-10 and specify thickness A or B

Description	Product No.
Balance 1D	<b>271?A</b>
Balance 2D	<b>271?B</b>



**Balance Contact 2D**

- Breast forms designed to restore breast shape and body symmetry after lumpectomy or reconstruction
- Have a clearly defined shape and hug the body firmly and securely
- Curved to match the body's shape
- Replace ? with size: 1/2, 3/4, 5/6, 7/8, 9/1

Product No. **272?B**



**Balance Individual Light 2D**

- Ideal for women who has naturally uneven breast
- Have a clearly defined shape and hug the body firmly and securely
- Curved to match the body's shape
- Replace ? with size: 1/2, 3/4, 5/6, 7/8, 9/10

Product No. **273?B**



**Balance Varia 2V**

- Breast forms designed to restore breast shape and body symmetry after lumpectomy or reconstruction
- Ideal for women who has naturally uneven breast
- Have a clearly defined shape and hug the body firmly and securely
- Replace ? with size: S, M, L, XL and specify thickness A or B

Product No. **241?**



**Balance Curve**

- Breast forms designed to restore breast shape and body symmetry after lumpectomy or reconstruction
- Ideal for women who has naturally uneven breast
- Have a clearly defined shape and hug the body firmly and securely
- Replace ? with size: S, M, L and specify thickness A or B



Description	Product No.
Balance 1C	<b>275?A</b>
Balance 2C	<b>275?B</b>

**Premium Priform**

- Extremely soft and comfortable fabric form
- Easy to adjust form to the right fullness by adding or removing fiberfill (extra fiberfill included)
- Replace ? with size: 01 (1/2), 03 (3/4), 05 (5/6), 07 (7/8), 09 (9/10), 11 (11/12), 13 (13/14)

Product No. **216?**



**Weighted Foam Leisure Form**

- Polyurethane foam form is slightly weighted with Barium Sulfate, a naturally occurring mineral in powder form
- *Comfort+* fabric integrated behind the back absorbs excess body heat, helping to prevent perspiration
- Replace ? with size: 03-14

Product No. **132?**



**Non-Weighted Foam Leisure Form**

- Lightweight, triangular shape, polyurethane foam breast form
- Ideal for casual wear or as a post-surgery breast form
- Can easily be inserted into an Amoena brassiere or swimsuit, or pinned or sewn into lingerie
- Color: Beige
- Replace ? with size: 01-12

Product No. **126?**



**Waterproof Breast Form**

- Polyurethane foam enclosed in chlorinated polyurethane with a smooth polyester cover
- Ideal for fuller shapes
- Waterproof for use in swim activities
- Replace ? with cup size: AA, A, B, C, D

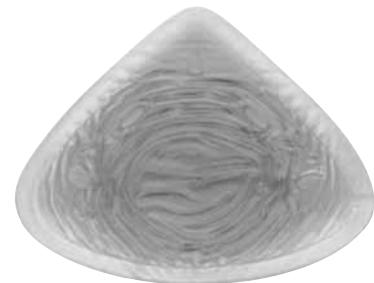
Product No. **125?**



**Swimform**

- Transparent silicone and clear covering allow the natural skin color to show through any less-than-opaque swimwear fabric, without revealing the form itself
- The hollow back design allows water to flow through for maximum comfort and lighter weight, in and out of the water
- Color: Clear
- Fits shallow to average figures
- Replace ? with size: 00-14

Product No. **129?**



**Breast Form Covers**

Cover Style	Fits Breast Form Style	Cover Sizes	Colors	Package
365	363, 391, 395, 370	0-14	Ivory	1
357	392, 356, 353, 254	0-12 L/R	Ivory	1
343	664, 630, 396	1-12	Ivory	1
305	474	0-12	Ivory	1
160	442, 440, 374, 390, 290, 292, 247	1-17	Ivory/ Tawny	1
156	661, 556	1-14 L/R	Ivory	1

**Nearly Me - #370 Standard Weight Triangle**

- Standard-weight silicone gel
- Versatile triangle shape
- Nipple: Small, subtle nipple, lower apex
- Semi-full figure
- Washable
- Colors: Beige and Soft Sable
- Replace ? with available sizes: 01-14

Description	Product No.
Beige	<b>20802?</b>
Sable	<b>20802?SBL</b>



**#375 Extra Lightweight with Flowable Gel**

- Extra lightweight gel front, flowable silicone gel back
- Versatile triangle shape
- Nipple: Small, subtle nipple, lower apex
- Semi-full figure
- Washable
- Colors: Beige and Soft Sable
- Replace ? with available sizes: 01-12


Description	Product No.
Beige	<b>20803?</b>
Soft Sable	<b>21803?</b>



**#385 Lightweight Triangle**

- “Whipped” silicone gel, 20-25% lighter
- Versatile triangle shape
- Nipple: Small, subtle nipple, lower apex
- Semi-full figure
- Washable
- Colors: Beige and Soft Sable
- Replace ? with available sizes: 01-14

Description	Product No.
Beige	<b>20800?</b>
Soft Sable	<b>21800?</b>



**#395 Extra Lightweight Triangle**

- Whipped” silicone gel, 35% lighter
- Versatile triangle shape
- Nipple: Small, subtle nipple, lower apex
- Shallow figure
- Washable
- Colors: Beige and Soft Sable
- Replace ? with available sizes: 01-14

Description	Product No.
Beige	<b>20801?</b>
Soft Sable	<b>21801?</b>



## #860 Modified Triangle

- Standard-weight silicone gel
- Symmetrical triangle shape, that conforms to the body for a contoured fit across the chest
- Fits shallow profiles
- Colors: Beige and Soft Sable
- Replace ? with available sizes: 01-12

---

Product No.

17039?



## #870 Tapered Oval

- Standard-weight silicone gel
- Symmetrical extended oval design with a thinner single wing that lays close to the body
- Can be turned in several directions for best fit
- Fits shallow figures
- Colors: Beige and Soft Sable
- Replace ? with available sizes: 01-14

---

Product No.

17038?



## #875 Extra Lightweight Tapered Oval

- Extra lightweight silicone gel (35% lighter)
- Symmetrical extended oval design with a thinner single wing that lays close to the body
- Fits shallow figures
- Colors: Beige and Soft Sable
- Replace ? with available sizes: 01-14

---

Product No.

17080?



## #420 Modified Triangle

- Foam with fabric cover
- Symmetrical triangle shape has shallower profile than fuller classic style
- Polyurethane foam, polyester fabric cover
- Recommended when more natural tissue is left after surgery
- No nipple
- Color: Beige
- Replace ? with available sizes: 01-12

---

Product No.

19210?





**#560 Casual Weighted Foam Triangle**

- Same as Casual Foam Triangle with a little added weight
- Polyurethane foam, polyester fabric cover
- Modified triangle shape
- Great for swimming, exercising, sleeping and relaxing
- No nipple
- Washable
- Color: Beige
- Replace ? with available sizes: 01-12

Product No. **19212?**



**Trulife - BodiCool Triangle**

- Versatile triangle shape fits a variety of body and surgery types
- Fits well with both underwire and softcup bras
- Symmetrical Triangle
- Fits shallow to average figures
- Colors: Beige and Dark Tone
- Replace ? with size: 01-14

Description	Color	Product No.
Bodicool Triangle	Beige	<b>00490?</b>
Bodicool Encore	Dark Tone	<b>00492?</b>



**BodiCool Oval**

- Symmetrical shape offers a natural, full profile
- Fits well with both underwire and softcup bras
- Recommended for use with bilateral surgery
- Fits average to full figures
- Colors: Beige and Dark Tone
- Replace ? with size: 01-14

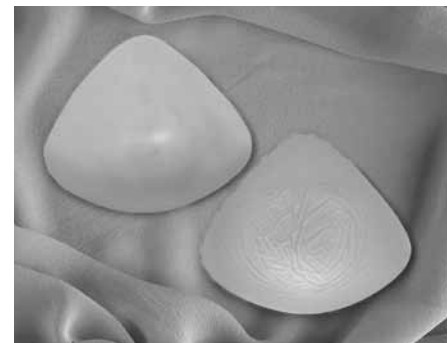
Description	Color	Product No.
Bodicool Oval	Beige	<b>00491?</b>
Bodicool Encore Oval	Dark Tone	<b>00493?</b>



**Silk Triangle**

- Versatile triangle shape fits a variety of body and surgery types
- Fits well with both underwire and softcup bras
- Concave back accommodates excess tissue
- Symmetrical Triangle
- Fits shallow to average figures
- Colors: Nude, Dark Tone
- Replace ? with size: 01-17

Description	Color	Product No.
Harmony Silk Triangle	Nude	<b>00471?</b>
Covers (2)	Nude	<b>N0471?</b>
Silk Encore Triangle	Dark Tone	<b>00483?</b>
Covers (2)	Dark Tone	<b>N0483?</b>



**Silk Ultima Triangle**

- Provides more fullness than other triangle breast forms; fits a variety of body and surgery types
- Fits well with both underwire and softcup bras
- Concave back accommodates excess tissue
- Symmetrical Triangle
- Fits average to full figures
- Replace ? with size: 01-14

Description	Color	Product No.
Silk Triangle	Nude	<b>00480?</b>
Covers (2)	Nude	<b>N0481?</b>



**Silk Triangle Plus**

- Versatile triangle shape fits a variety of body and surgery types
- Fits well with both underwire and softcup bras
- Concave back accommodates excess tissue
- Symmetrical Triangle
- Fits average to full figures
- Replace ? with size: 01-17

Description	Color	Product No.
Silk Triangle Plus	Nude	<b>00472?</b>
Covers (2)	Nude	<b>N0471?</b>



**Silk Teardrop**

- Versatile shape fits many women and surgery types
- Tapered extension can be positioned in any direction for best fit
- Symmetrical Teardrop
- Fits shallow to average figures
- Replace ? with size: 01-14

Description	Color	Product No.
Silk Triangle	Nude	<b>00473?</b>
Covers (2)	Nude	<b>N0473?</b>



**Silk A Supreme**

- Asymmetrical shape replaces tissue at upper chest and underarm
- Concave back accommodates excess tissue
- Recommended for use with bilateral or extensive surgery
- Left or Right Fit
- Fits shallow to average figures
- Color: Nude
- Replace ? with size: 01-14

Description	Product No.	
	Left	Right
Silk Triangle	<b>00475L?</b>	<b>00475R?</b>
Covers (2)	<b>N0475L?</b>	<b>N0475R?</b>



**Silk Connect**

- Versatile triangle shape fits a variety of body and surgery types
- Fits well with both underwire and softcup bras
- Can be worn attached to chest wall or unattached with protective back in place
- Symmetrical Triangle; Fits shallow to average figures
- Color: Nude
- Replace ? with size: 01-10

Description	Color	Product No.
Silk Connect	Nude	<b>00476?</b>
Covers (2)	Nude	<b>N0476?</b>



**Silk Flex**

- Versatile heart shape can be positioned for optimal fit
- Fits well with underwire bras
- Symmetrical Heart-shape; Fits shallow to average figures
- Color: Nude
- Replace ? with size: 01-14

Description	Color	Product No.
Silk Flex	Nude	<b>00477?</b>
Covers (2)	Nude	<b>N0477?</b>



**Silk XTend**

- Asymmetrical shape replaces tissue at the upper chest and underarm
- Concave back accommodates excess tissue
- The innovative outer skin feels silky and offers unparalleled softness and suppleness
- Silkier version of the popular Trulife 408
- Average to full figures
- Color: Nude
- Replace 1st ? with Left (L) or Right (R)
- Replace 2nd ? with size: 01-14

Description	Color	Product No.
Silk Triangle	Nude	<b>00478?</b>
Covers (2)	Nude	<b>N0478?</b>



**Silk Allure**

- Symmetrical shape offers a natural, full profile
- Fits well with underwire and softcup bras
- Recommended for use with bilateral surgery
- Symmetrical Oval; Fits average to full figures
- Colors: Nude, Dark Tone
- Replace ? with size: 01-14

Description	Color	Product No.	
		Nude	Dark Tone
Breast Form	Nude	<b>00480?</b>	<b>00484?</b>
Covers (2)	Dark Tone	<b>N0480?</b>	<b>N0484?</b>



## SoLight

- “SoLight” Triangular fits beautifully into softcup and underwire bras
- Breast forms are 25% lighter than silicone breast forms
- Molded back promotes air circulation
- Fits average to full figures
- Replace ? with size: 01-17

Description	Color	Product No.
SoLight	—	<b>00550?</b>
Covers (2)	Nude	<b>N0550?</b>
Covers (2)	Dark Tone	<b>B0550?</b>



## Supreme Light

- Asymmetrical shape replaces tissue at upper chest and underarm
- Molded concave back accommodates excess tissue and allows air circulation
- Recommended for use with bilateral or extensive surgery
- Fits average to full figures
- Replace 1st ? with Left (L) or Right (R)
- Replace 2nd ? with size: 03-14

Description	Color	Product No.
Supreme Light	Nude	<b>00553?</b>
Covers (2)	Nude	<b>N0553?</b>



## Symphony Symmetrical Triangle

- A versatile triangular form that can be worn on either the left or right side of the body
- The triangular shape is very advanced, having a natural drape, lifelike feel and appearance
- Suitable for all types of breast surgery
- Fits well with both underwire and soft cup bras
- Fits average to full figures
- Replace ? with size: 01-14

Description	Color	Product No.
Symphony Triangular	Nude	<b>00508?</b>
Covers (2)	Nude	<b>N0508?</b>



**Symphony Encore**

- Versatile triangle shape fits a variety of body and surgery types
- Ideal for a variety of dark complexions
- Fits well with both underwire and softcup bras
- Symmetrical Triangle
- Fits average to full figures
- Replace ? with size: 03-14

Description	Color	Product No.
Symphony Encore	Dark Tone	<b>00528?</b>
Covers (2)	Dark Tone	<b>N0528?</b>



**E Supreme Teardrop Form**

- Versatile teardrop shape tapers at top extension
- Tapered extension can be positioned in any direction for optimal fit
- Fits average to full figures
- Replace ? with size: 01-17

Description	Color	Product No.
E Supreme Teardrop	Nude	<b>00509?</b>
Covers (2)	Nude	<b>N0509?</b>



**A Supreme**

- Asymmetrical shape replaces tissue at upper chest and underarm
- Concave back accommodates excess tissue
- Recommended for use with bilateral or extensive surgery
- Fits shallow to average figures
- Color: Nude
- Replace 1st ? with Left (L) or Right (R)
- Replace 2nd ? with size: 01-14

Product No. **00503??**



**Evenly You Teardrop**

- This thin shell of very soft silicone can be used following a lumpectomy, after reconstructive surgery, or to enhance your breast size
- The partial completely hides any irregularities, helps restore balance, and improves the appearance of a natural silhouette
- Color: Nude
- Replace ? with size: 01-11

Product No. **00531?**




## *Evenly You Triangle*

- Use after lumpectomy or reconstruction or anytime there is a noticeable difference in breast size
- This thin triangular shell holds shape and covers the entire breast outline, creating a smooth, even profile
- Color: Nude
- Replace ? with size: 03-09

---

Product No.

00533?



## *Evenly You Triangle Plus*

- Triangle shape offers overall coverage
- Comfortable conformable back provides additional fullness and projection
- Symmetrical Triangle
- Recommended for post-reconstruction
- Color: Nude
- Replace ? with size: 03-09

---

Product No.

00545?



## *Tri-Leisure Form*

- Triangle shape fits a variety of body and surgery types
- Inner weighted core provides minimal weight
- Recommended for leisure wear
- Fits average figures
- Color: Nude
- Replace ? with size: 03-14

---

Product No.

00611?



## *Featherweight*

- Versatile teardrop shape tapers at top extension
- Soft, non-weighted foam
- Recommended for post-surgery
- Fits average figures
- Color: Nude
- Replace ? with size: 01-14

---

Product No.

00615?



**Tri-Featherweight**

- Triangle shape fits a variety of body and surgery types
- Soft, non-weighted foam
- Recommended for post-surgery
- Symmetrical Triangle
- Color: Nude
- Replace ? with size: 01-14

Product No. **00616?**



**Calypso**

- Translucent form can be positioned in any direction for optimal fit
- Can be used in chlorinated or salt water
- Symmetrical heart shape with concave back for water flow and shape retention
- Fits shallow to average figures
- Replace ? with size: 01-14

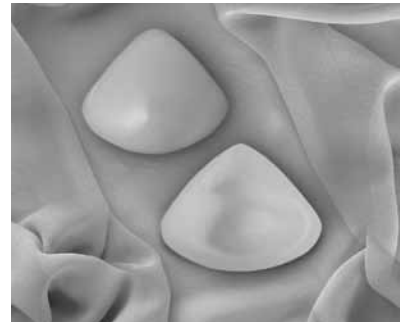
Product No. **00640?**



**Tropez**

- Translucent triangle shape fits a variety of body and surgery types
- Concave back allows for water flow and shape retention
- Fits average to full figures
- Replace ? with size: 01-14

Product No. **00641?**



**Secrets Breast Enhancers**

- Instantly creates fullness and cleavage without surgery
- Anatomically curved and tapered to hug breast
- Ideal for underwire, push-up, and plunge bras, cup sizes B-DD
- Colors: Clear, Nude
- Replace ? with size: 01, 02 or 03
- Packaged one pair per unit

Description	Product No.
Nude	<b>00810?</b>
Clear	<b>00812?</b>



## American Breast Care - 503 Embrace Bra

- Features a higher neckline for extra coverage and higher side panels for more support along with wide straps for comfort
- Intricate lace detailing spans the width of the neckline and band
- Fits average figures
- Sizes 34-40 A; 34-44 B, C; 34-42 D; 36-38 DD
- Available in Black or Candlelight
- Replace 1st ? with bra size
- Replace 2nd ? with cup size
- Replace 3rd ? with color: BK or CL

Product No.

503???



## 101 Lace Front Bra

- Soft cup bra is beautifully decorated with lace along the neckline and straps
- Sizes 34-44 A, B, C; 34-40 D
- Available in Beige, White, Black
- Sizes 42-44 NOT available in Black
- Fits shallow to average figures
- Replace 1st ? with size
- Replace 2nd ? with color: BE, WH, or BK

Product No.

101??



## 102 M-Frame Bra

- Micro fiber filled cups allow the fabric to breathe producing a cooling effect
- Sizes 34-38 B; 34-40 C, D
- Available in Beige
- Fits average figures
- Replace 1st ? with size
- Replace 2nd ? with cup size

Product No.

102??BE



## 103 Rose Contour Bra

- Comfortable to wear, bra offers shaping and subtle padding with fiberfill cups
- Sizes 34-38 AA (available in beige only); 32-42 A; 32-44 B; 32-46 C; 34-46 D; 36-46 DD
- Available in Beige, White, Black
- Fits average figures
- Replace 1st ? with size
- Replace 2nd ? with color: BE, WH or BK

Product No.

103??





**105 Petite T-Shirt Bra**

- Features seamless molded cups and embroidered accents on each strap that remain undetectable under clothing
- Sizes available: 32-40 AA, 32-42 A, B, C
- Fits shallow to average figures
- Available in Beige, Black, White
- Replace 1st ? with size
- Replace 2nd ? with color: BE, BK or WH

Product No.

105??



**106 T-Shirt Bra**

- Achieve sleek look under clothing
- Padded straps to enhance comfort
- Available in Beige, Black, White, Pink
- Sizes available:
  - Beige: 32-40 AA; 32-54 A; 32-52 B; 32-50 C; 32-48 D; 34-46 DD
  - Black and White: 32-40 AA; 32-46 A, B, C, D
  - Pink: 32-40 AA; 32-44 A, B; 34-44 C; 34-42 D; 36-40 DD
- Replace 1st ? with size
- Replace 2nd ? with color: BE, BK, WH, or PK

Product No.

106??



**108 Cami T-Shirt Bra**

- Bra with added feature of modesty panel that acts as extra coverage for neckline
- Sizes 34-42 A, B, C, D
- Fits full figures
- Available in Beige, Black, White
- Replace 1st ? with size
- Replace 2nd ? with color: BE, BK or WH

Product No.

108??



**110 Leisure Bra**

- Made with breathable cotton, this soft stretchy bra offers support without irritation
- Sizes S (32-34), M (36-38), L (40-42), XL (44-46), XXL (48-50)
- Cup Sizes: A/B or C/D
- Available in Beige, White, Black
- Fits average figures
- Replace 1st ? with bra size
- Replace 2nd ? with cup size
- Replace 3rd ? with color: BE, WH or BK

Product No. **110???**



**112 Seamless, Strapless Bra**

- Pocketed strapless bra can be worn with any breast form
- Removable straps included
- Fits average to full figures
- Sizes 34-42 AA, A, B, C; 34-40 D
- Available in Beige, Black
- Replace 1st ? with bra size
- Replace 2nd ? with cup size

Description	Product No.
Beige	<b>112??BE</b>
Black	<b>112??BK</b>



**114 Casual T-Shirt Bra**

- Soft molded cup bra is constructed using spacer fabric which makes bra lightweight
- Added bonus of convertible straps give you option of wearing the crisscross or halter styles
- Fits shallow to average figures
- Sizes 32-40 AA, A, B, C
- Available in Beige
- Replace ? with size

Product No. **114?BE**



**116 Satin T-Shirt Bra**

- This is a seamless molded cup bra, enhanced with spacer fabric
- Sizes 34-44 B; 36-46 C, D
- Fits average figures
- Available in Cappuccino
- Replace ? with size

Product No.

116?CP



**118 Basic M-Frame Bra**

- M-frame design provides long-lasting support that lifts, shapes and remains comfortable throughout the day
- Fits average to full figures
- Sizes 34-52 B, C; 34-46 D, DD
- Available in Beige, Black, White
- Replace 1st ? with size
- Replace 2nd ? with color: WH or BK

Product No.

118??



**119 Velcro-Front Compression Bra**

- Ideal to wear after breast surgery; helps to increase blood circulation, reduce swelling and encourage faster recovery
- Easily secured with a Velcro front closure and adjustable Velcro shoulder straps
- Fits average figures
- Sizes XS, S, M, L, XL, XXL, Q, SQ
- Available in White
- Replace 1st ? with size

Product No.

119?WH



**950 Camisole**

- Cami-top great alternative for everyday wearing
- Can be worn by itself or underneath any blouse or jacket
- Fits average figures
- Sizes 34-40 A, B; 34-38 C, D
- Available in White
- Replace ? with size

---

Product No. **950?WH**



**Amoena - Angela - 2766**

- Made of a soft cotton blend that is comfortable and non-irritating
- Cotton pockets, adjustable elastic straps
- Fits average figures
- Available sizes: 32-40 AA; 34-42 A, B; 34-40 C
- Replace 1st ? with bra size
- Replace 2nd ? with cup size

---

White **2766??WH**



**Marlena - 2167**

- Naturexx® fabric finish offers moisture wicking benefit
- Microfiber properties
- Back closure features a foam cushion backing
- Colors: Nude, Blush, Chocolate, Black
- Available in sizes 34-42 A, B, C; 32-42 D, DD
- Replace 1st ? with bra size
- Replace 2nd ? with cup size

Description	Product No.
Black	<b>2167??NU</b>
Blush	<b>2167??BL</b>
Chocolate	<b>2167??CT</b>
Black	<b>2167??BK</b>



**Lara - 2674, 2675, 2796, 2797**

- Part of Amoena’s comfortable “Feel Collection,” offering soft, ultra smooth fabric for all day, every day wear
- Provides a smooth look for sweaters and close fitting clothing
- Elastic adjustable straps offer a custom fit and comfortable support
- Split side stays move with the body while sitting or standing
- Fits average figures
- Colors: Nude, Black, Night Blue, Platinum Gray
- Available in 34-40 AA, 32-40 A, B and C, and 34-40 D
- Replace 1st ? with bra size
- Replace 2nd ? with cup size



Description	Product No.
Nude	<a href="#">2674??NU</a>
Black	<a href="#">2675??BK</a>
Night Blue	<a href="#">2796??NB</a>
Platinum Gray	<a href="#">2797??GR</a>

**Annabell - 2126**

- Lacy bra with embossed fabric outside and CoolMax inside - perfect for hot weather
- Available Sizes: 34-38 AA; 34-40 A, B, C, D
- Replace 1st ? with bra size
- Replace 2nd ? with cup size



Description	Product No.
White	<a href="#">2126??WH</a>
Pearl Beige	<a href="#">2126??PB</a>
Black	<a href="#">2126??BK</a>

**Ava - 2115**

- This M-frame bra gives excellent support to a fuller figure while providing extra coverage for those who need it
- A soft fiberfill cup and leotard back
- Rigid straps and elastic cup frame add support
- Available in 34-52 B, C; 36-46 D, DD
- Replace 1st ? with bra size
- Replace 2nd ? with cup size



Description	Product No.
White	<a href="#">2115??WH</a>
Pearl Beige	<a href="#">2115??PB</a>
Black	<a href="#">2115??BK</a>

## Bella - 2114

- Classic styled bra; shallow cup bra has subtle jacquard fabric and smooth, soft straps
- Superb coverage and reinforced side panels
- Available in 34-42 A; 34-44 B; 34-46 C; 36-42 D
- Replace 1st ? with bra size
- Replace 2nd ? with cup size

Description	Product No.
White	<a href="#">2114??WH</a>
Pearl Beige	<a href="#">2114??PB</a>
Black	<a href="#">2114??BK</a>



## Dorothy - 2123

- Embossed print and tailored scoop neckline
- Wide  $\frac{3}{4}$ " rigid straps are featured in sizes 38 C and up, while  $\frac{1}{2}$ " comfortable stretch straps are used in the smaller sizes
- Available in 34-38 AA; 34-42 A; 34-44 B, C
- Replace 1st ? with bra size
- Replace 2nd ? with cup size

Description	Product No.
White	<a href="#">2123??WH</a>
Pearl Beige	<a href="#">2123??PB</a>
Black	<a href="#">2123??BK</a>



## Ella - 2133

- Floral jacquard fabric, fiberfill bra ideal for fuller figures
- A high center provides more coverage and wide close-set straps will stay on your shoulder
- Available sizes: 34-42 B, 34-46 C, D, DD; 36-42 DDD
- Replace 1st ? with bra size
- Replace 2nd ? with cup size

Description	Product No.
White	<a href="#">2133??WH</a>
Pearl Beige	<a href="#">2133??PB</a>
Black	<a href="#">2133??BK</a>



**Frances - 2128**

- Comfort is the key to this light cotton leisure bra
- Front closure hooks make it suitable for those with limited range of motion
- Loose fitting soft cotton helps women with skin irritation or other surgery site issues
- Available in (S): 32-34, (M): 36-38, (L): 40-42 and (XL): 44-46
- Replace 1st ? with size: S, M, L, or XL
- Replace 2nd ? with cup: A/B and C/D

Description	Product No.
White	<a href="#">2128??WH</a>
Nude	<a href="#">2128??NU</a>



**Greta - 2124**

- With hooks in front and adjustable hooks in back, this bra is great for women with restricted mobility from surgery, arthritis or lymphedema
- Strong bottom band won't roll up and powernet backing for extra support, this fiberfill bra is a great fit for the full figure woman
- Available in 32-42 A, B; 34-44 C; 36-44 D; 38-44 DD
- Replace 1st ? with bra size
- Replace 2nd ? with cup size

Description	Product No.
White	<a href="#">2124??WH</a>
Pearl Beige	<a href="#">2124??PB</a>



**Angelina - 2799, 2800**

- Microfiber fabric covers lightweight seamless molded foam cups
- Microfiber pockets and padded, adjustable straps
- Fits average figures
- Soft Cup available in 32-40 AA, A, B, C; 34-40 D; 34-38 DD
- Underwire available in 32-40 A, B, C; 34-40 D; 34-38 DD
- Color: Nude
- Replace 1st ? with bra size
- Replace 2nd ? with cup (A/B or C/D)
- Coordinating Panty: 2801; sizes 6-16

Description	Product No.
Soft Cup	<a href="#">2799??NU</a>
Underwire	<a href="#">2800??NU</a>



**Kelly - 2153**

- Breathable CoolMax pockets hold breast form securely in place
- Padded shoulder straps distribute weight evenly across the shoulders and back
- Powernet back band provides extra support
- Venetian embroidery design on top cup adds a feminine touch
- Colors: Black, Nude or White
- Sizes: 34-46 B, C, D, DD; 36-44 DDD
- Replace 1st ? with bra size
- Replace 2nd ? with cup size

Description	Product No.
Black	<a href="#">2153??BK</a>
Nude	<a href="#">2153??NU</a>
White	<a href="#">2153??WH</a>



**Mona - 2614, 2591, 2568**

- Softcup brassiere; 80% nylon/20% spandex microfiber
- Padded, adjustable, elastic straps
- Fits average figures; microfiber pockets
- Available sizes: 32-42 AA, A, B; 34-40 C, D; 34-38 DD
- Replace 1st ? with bra size
- Replace 2nd ? with cup size

Description	Product No.
Cognac	<a href="#">2614??CO</a>
Black	<a href="#">2591??BK</a>
Champagne	<a href="#">2568??CH</a>



**Rita - 2004**

- Features smooth simplex cups for the ultimate in comfort
- Stretch neckline features feminine lace trim
- CoolMax pockets stay cool and dry
- Available in 34-42 A; 34-44 B, C; 34-46 D; 36-46 DD
- Replace 1st ? with bra size
- Replace 2nd ? with cup size

Description	Product No.
White	<a href="#">2004??WH</a>
Nude	<a href="#">2004??NU</a>
Black	<a href="#">2004??BK</a>





**Performance Sports Bra - 2654, 2658, 2794**

- Soft molded cups with frame construction at the side and lower cup, plus reinforced side panels for ultimate support
- Cups and pockets made from microfiber fabric with wicking properties to manage perspiration
- Bottom elastic band features plush backing and a sporty double stripe design
- Sizes: White and Black available in 32-42 AA, A, B, C, D and 34-42 DD; Nude available in 34-42 A, B, C
- Replace 1st ? with bra size
- Replace 2nd ? with cup size



Description	Product No.
White with black stripe detail	2654??WH
Black with white stripe detail	2658??BK
Nude	2794??NU

**Dana - 2750, 2751**

- Camisole panel looks great under a blouse, business suit or dress; ultra-smooth look under clothing
- Micro polyester pockets, adjustable elastic straps
- Fits average figures
- Colors: Off White, Black
- Available in 34-40 AA; 32-42 A, B, C; 34-40 D
- Replace 1st ? with bra size
- Replace 2nd ? with cup size
- Coordinating Panty: 2775; sizes 6-16



Description	Product No.
Off White	2751??OW
Black	2750??BK

**Isabel - 2118**

- A true camisole bra that looks great under a blouse, business suit or dress
- Lined with Lycra net, the lacy camisole panel is perfect for women who need more coverage; Leotard back and thin straps
- Available in 36-38 AA; 34-42 A; 34-44 B,C; 34-42 D; 38-42 DD
- Replace 1st ? with bra size
- Replace 2nd ? with cup size



Description	Product No.
White	2118??WH
Candlelight	2118??CL
Black	2118??BK

**Lara - 2795**

- Fashionable black/nude lace fabric with applique on the straps adds a feminine touch
- Provides a smooth look for sweaters and close-fitting clothing
- Breathable mesh pockets; padded, adjustable elastic straps
- Fits average figures
- Available sizes: 34-40 AA; 32-40 A, B, C; 34-40 D
- Replace 1st ? with bra size
- Replace 2nd ? with cup size
- Coordinating Panty: 2809; sizes 6-18

**Black Lace/Nude**

**2795??**



**Lea - 2732**

- Convertible foam underwire bra with two sets of straps, one bra-colored and the other clear silicone
- Mesh pockets keep form or shaper securely in place
- Fits average figures
- Sizes: Off White available in 32-40 A, B, C, and 32-38 D; Black available in 32-40 A, B, C, and 34-38 D
- Replace 1st ? with bra size
- Replace 2nd ? with cup size

Description	Product No.
Off White	<b>2732??OW</b>
Black	<b>2780??BK</b>



**Nina - 2242**

- Underwire provides flawless shaping and support, with added comfort; ideal for average to full figures
- Flex-comfort floating wire ensures gentle, secure fit
- Smooth macro lace top cup; fine mesh pockets are virtually undetectable
- Candlelight and Nude available in 34-46 B, C; 32-46 D, DD; 34-46 DDD; 36-46 G, H
- Black available in 34-46 B, C, D, DD, DDD
- Replace 1st ? with bra size
- Replace 2nd ? with cup size

Description	Product No.
Candlelight	<b>2242??CL</b>
Nude	<b>2242??NU</b>
Black	<b>2242??BK</b>



**Valetta - 70230**

- Integrated shelf bra with soft modal pockets
- Exclusive rhinestone detail on back adds feminine touch
- Body 92%; modal 8% spandex (exclusive of elastic and/or decoration)
- Available colors: White, Earth, Black, Raspberry, Turquoise
- Replace ? with size: 08-20

Description	Product No.
White	<a href="#">70230?WH</a>
Earth	<a href="#">70225?EH</a>
Black	<a href="#">70229?BK</a>
Raspberry	<a href="#">70224?RB</a>
Turquoise	<a href="#">70226?TQ</a>



**Hannah - 2160**

- Designed for immediate post-surgical use; White only
- Constructed of soothing fabric to pamper and comfort skin
- Straps fasten in front for easy access during treatment
- Style 2160K also includes two #2106 Fiberfill forms and two #2107 removable drainage pouches
- Available sizes: XS (2/4); S (6/8); M (10/12); L (14/16); XL (18/20); 2X (22/24); 3X (26/28); 4X (30)
- Replace 1st ? with bra size (XS, S, M, L or XL)
- Replace 2nd ? with cup (AB or CD)

Description	Product No.
Hannah Hook/Eye Bra Only	<a href="#">2160??WH</a>
With Forms and Pouches	<a href="#">2160K??WH</a>



**Hannah - 2860 Camisole (with drain management)**

- Designed for immediate post-surgical use
- Zip-front for ease in putting on and taking off
- Elastic straps fasten in front for easy access during treatment
- Includes two #2106 Fiberfill Post-Surgical forms, and two #2107 removable drainage pouches
- Available sizes: XS (2/4); S (6/8); M (10/12); L (14/16); XL (18/20); 2X (22/24); 3X (26/28); 4X (30)
- Replace 1st ? with bra size
- Replace 2nd ? with cup (AB or CD)

White	<a href="#">2860??WH</a>
-------	--------------------------



**Patricia - 2863**

- For immediate use following breast surgery
- Inner foam sling supports chest and side area
- Velcro cushion straps have adaptable positioning
- Pockets with a Naturexx® finish wick moisture for extra comfort
- Includes one #2106 Fiberfill Post-Surgical form
- Available sizes: 32-46 B/C, D/DD; 48-52 B/C
- Replace 1st ? with bra size
- Replace 2nd ? with cup size (BC or DDD)

White

2863??WH



**Post-Op Camisole - 2105 (with drain management)**

- Stretch neckline for easy step-in entry
- Soft cotton and Lycra fabric offer a snug, but non-restrictive fit
- Smooth interior side seams for comfort to sensitive skin
- Includes two #2106 Fiberfill Leisure forms, and two #2107 removable drainage pouches
- Replace ? with size: S, M, L, 1X, 2X, 3X, or 4X

Description	Product No.
White	2105?WH
Nude	2105?NU
Black	2105?BK



Cup:	Small	Medium	Large	1X	2X	3X	4X
Sizes:	6/8	10/12	14/16	18/20	22/24	26/28	30

**Leisure Form - 2106**

- Soft cotton ideal for post-operative care; for use with Camisole #2105 and other leisure bras
- Opening in back allows fiberfill to be added or removed
- Replace ? with size: S, M, L, 1X, 2X, 3X, or 4X

White

2106?WH


Cup:	X-Small	Small	Medium	Large	1X	2X	3X	4X	5X
Sizes:	28/30	32/34	36/38	40/42	44	46	48	50	52



**Nylon Bust Cup**

- 2 per bag
- Replace ? with size: Sm (01), Med (02), Lg (03) and XL (04)

Description	Sizes	Product No.
Round	Small – X-Large	<b>183?</b>
Teardrop	Small – Large	<b>184?</b>
Oval	Small – Large	<b>197?</b>



**Model 193 Bra Extenders**

- 1 yard
- Easy to trim for best possible fit


Description	Product No.
White	<b>193WH</b>
Pearl Beige	<b>193PB</b>
Candlelight	<b>193CL</b>
Black	<b>193BK</b>



**Model 191 Bra Pockets**

- Pockets can be added to any bra
- 2 per bag; S (32-36), M (38-42), L (44-46)

Description	Product No.
White	<b>191?WH</b>
Pearl Beige	<b>191?PB</b>
Candlelight	<b>191?CL</b>
Black	<b>191?BK</b>



**Model 192 Shoulder Cushions**

- Easily fits over standard bra strap with Velcro fastener
- Foam laminated with nylon tricot
- Contains latex
- 2 per bag

Description	Product No.
White	<b>192WH</b>
Pearl Beige	<b>192PB</b>
Black	<b>192BK</b>



**Contemporary Design, Inc. - Post Surgical  
Compression Bra**

- Provides lightweight support for use after breast augmentation and reconstruction
- Features a slightly contoured design with outside seams, lightweight Lycra fabric, and front hook & eye closure
- Available with adjustable Velcro® shoulder straps
- Color: White
- Replace ? with size 32-50 (36, 38 and 42 available in wide)

White

FB572-?



**Dale Medical Products - Dale® Post-Surgical Bra**

- Offers the soft support and compression patients need immediately following breast surgery
- Provides maximum comfort throughout recovery
- Soft, breathable latex-free fabric stretches without binding or irritating sensitive tissue
- Front Velcro-type closure facilitates inspection of the surgical site and dressing changes
- Can be worn alone or used to hold surgical dressing in place without tape
- Available in (M): 34-36 B-D, (L): 36-38 B-D, (XL): 38-44 B-D, and (XXL) 46-54 C-E
- Replace ? with bra size: 2 (M), 3 (L), 4 (XL) or 5 (XXL)

Product No.

70?

**DJO - Compression Bra**

- Non-binding, machine washable bra for compression and support after breast surgery
- Adjustable shoulder straps create the proper compression throughout recovery
- Convenient front closures eliminate any twisting or straining when hooking the bra
- Colors available: White, Black or Beige
- Latex-free
- Available in sizes 32-42
- Replace ? with size: 32 (size 32), 33 (size 34), 35 (size 36), 37 (size 38), 38 (size 40) and 39 (size 42)



Description	Product No.
White	79-907?
Black	79-908?
Beige	79-909?

***EAB Medical - Expand-A-Band Traditional Breast Binder***

- Machine washable, durable compression garment that helps reduce bruising, swelling and the instance of hematomas following invasive breast procedures
- Easy to apply
- A versatile, inexpensive and easy-to-use means of comforting post-operative patients
- Latex free, machine washable
- Floral pattern
- Available in (P) 28"-32", (S): 32"-34", (M): 34"-36", (L): 36"-40", (XL): 40"-45", (2XL): 45"-50", and (3XL): 50"-54"
- Replace ? with bra size

---

Product No. ?/L-FL-DR



***Mentor - Post-Augmentation Bra***

- Ideal for breast reduction, reconstruction, augmentation and post-augmentation
- Features include break-away adjustable straps, front zipper closure for easy application and simulated underwire
- Slightly contoured for support and comfort
- Color: Champagne
- Available in 32-44 B, C and D
- Replace ? with bra size
- Specify cup size when ordering

---

Product No. 2-8124-C-?

***Nearly Me - #500 Leisure Bra***

- Soft comfortable leisure bra made of breathable cotton and lightweight Lycra for added support
- Great for after surgery, relaxing, sleeping, and women in nursing care
- Each cup has a pocket of soft absorbent cotton to help protect tender skin; no underwire
- Offers full coverage over the breast area, under the arm and across the back
- Each bra stretches to fit cups A-D
- Color: White
- Sizes: (S) 32-34; (M) 36-38; (L) 40-42; (XL) 44-46; (XXL) 48-50
- Replace ? with bra size: 1 (S) – 5 (XXL)

---

Product No. 500000?



**#620 Lace Soft Cup Bra**

- Pocketed cups have an inner layer of soft cotton poly that helps hold a prosthesis comfortably in place
- Wide side panels under arms give support and added coverage
- Firm satin-elastic straps hug the shoulder to help stay in place and reduce cup bounce
- Smooth delicate lace across the top half of each cup
- Colors: White, Champagne
- Available in 34-42 A; 34-46 B; 34-48 C, D; 36-48 DD
- Replace 1st ? with cup size: A (8), B (9), C (0), D (1) and DD (2)
- Replace 2nd ? with bra size

Description	Product No.
White	<b>6200??</b>
Champagne	<b>6202??</b>



**#630 Plain Soft Cup Bra**

- Same shape as Lace Soft Cup bra, except the entire cup is smooth nylon tricot
- Great bra for women on a budget
- Lovely fit, works well with any breast form
- Wider side panels under arms for extra support and coverage
- Cups have breathable cotton pockets for comfort and security
- Colors: White, Beige, Black, Silver, Taupe
- Black, Silver and Taupe available in 34-44 A; 34-46 B; 34-48 C, D; 36-48 DD
- White and Beige available in 34-40 AA; 34-44 A; 34-48 B; 34-52 C, D, DD; 36-52 DDD
- Replace 1st ? with cup size: A (8), B (9), C (0), D (1) and DD (2)
- Replace 2nd ? with bra size

Description	Product No.
White	<b>6301??</b>
Beige	<b>6302??</b>
Black	<b>6303??</b>
Silver	<b>6304??</b>
Taupe	<b>6305??</b>



**#650 Front & Back Closure Bra**

- Same fit as Plain Soft Cup bra with a front closure and a back closure
- Great bra for women with limited range of motion
- Lovely fit, works well with any breast form
- Wider side panels under arms for extra support and coverage
- Cups have breathable cotton pockets for comfort and security
- Colors: White
- Available in 34-42 A; 34-44 B, C; 38-40 D
- Replace 1st ? with cup size: A (8), B (9), C (0), and D (1)
- Replace 2nd ? with bra size

White	<b>6500??</b>
-------	---------------





**#510 Molded Cup Bra**

- A full coverage molded cup mastectomy bra that provides good comfort for an all-day wear
- No underwire to stick or pinch the breast form or the body, yet is supportive
- Each cup has a pocket of soft absorbent cotton to help protect tender skin
- Gives a full rounded shape like a traditional molded cup bra
- Front strap adjustments and broad side panels give full underarm coverage
- Color: Beige
- Available in 34-40 A; 34-44 B, C; 36-44 D
- Replace 1st ? with cup size: A (8), B (9), C (0), and D (1)
- Replace 2nd ? with bra size

Beige

5101??



**#600 Lace Bandeau Bra**

- Constructed to fit beautifully with any breast form
- Smooth nylon tricot fabric cups with a delicate lace border across the top edge
- Sides and back of bra band cut extra wide for comfort and to better support the weight of breasts and breast forms
- Wide, firm elastic straps for support and reduced cup bounce
- Colors: White, Black, Beige, Pink, Raspberry and Coffee
- Sizes available: White, Black, Beige, Pink, Raspberry and Coffee, 32-44 A; White, Black and Beige, 32-48 B; Pink, Raspberry and Coffee, 32-46 B; All colors, 34-48 C, D, DD; White and Beige, 38-48 DDD
- Replace 1st ? with cup size: A (8), B (9), C (0), D (1) and DD (2)
- Replace 2nd ? with bra size
- For White and Beige DDD, replace ? with size

Description	Product No.
White	6000??
Black	6001??
Beige	6002??
Pink	6003??
Raspberry	6004??
Coffee	6006??
White (DDD)	60003?
Beige (DDD)	60033?



**#610 Lace Wide Band Bra**

- Pretty lace soft cup design in a wide band style
- Great for bilaterals or for those needing extra support
- Wide side panels under the arms give support and added coverage
- Firm satin elastic straps comfortably hug the shoulder
- Available in 34-42 A; 34-46 B; 34-48 C, D; 36-48 DD
- Replace 1st ? with cup size: A (8), B (9), C (0), D (1) and DD (2)
- Replace 2nd ? with bra size

White

6100??



**#660 Lace Cami Bra**

- Same bra as the Lace Bandeau, but with a lovely stretch-lace cami panel built in
- Lace flawlessly covers scars or uneven tissue in the center of the chest
- Beautiful under suits and low-cut tops
- Wide satin-elastic straps for support and comfort; breathable pockets for breast forms
- Colors: White, Beige, Black, Coffee
- Available in 34-42 A; 34-44 B; 34-46 C, D; 36-46 DD
- Replace 1st ? with cup size: A (8), B (9), C (0), D (1) and DD (2)
- Replace 2nd ? with bra size



Description	Product No.
White	6600??
Beige	6601??
Black	6602??
Coffee	6606??

**#670 Lace Front Closure Bra**

- Same styling as Lace Bandeau, but with front hook design
- Works well for women who have difficulty hooking bras from the back
- Colors: White, Beige
- Available in 34-40 A; 34-42 B; 34-44 C; 36-44 D, DD
- Replace 1st ? with cup size: A (8), B (9), C (0), D (1) and DD (2)
- Replace 2nd ? with bra size



Description	Product No.
White	6700??
Beige	6702??

**#690 Seamless Bra**

- Soft seamless cup bra with a light fiberfill layer for shaping gives smooth rounded look under T-shirts and sweaters
- Breathable cotton pockets help hold prostheses in place
- Firm satin elastic straps help eliminate strap slippage
- Colors: White, Beige
- Available in 34-40 A; 34-44 B, C; 36-44 D
- Replace 1st ? with cup size: A (8), B (9), C (0), D (1) and DD (2)
- Replace 2nd ? with bra size



Description	Product No.
White	6901??
Beige	6903??

**Truform - Classic Contour Bra with Pockets**

- Classic contour bra with a choice of full or drop-in pockets
- Clean and tailored neckline
- Camisole styling for better coverage and smooth transition to the shoulder straps
- Lightly lined fiberfill cups with soft cotton blend knit pockets
- Available colors: White, Beige, Black
- Available in 32-38 AA; 32-42 A, B, C; 34-40 D
- Replace 1st ? with cup size
- Replace 2nd ? with bra size

Pocket Style	White	Product No:	
		Beige	Black
Drop-In Pockets	<b>1480W/?-?</b>	<b>1480?-?</b>	<b>1480L/?-?</b>
Full Pockets	<b>1480FPW?-?</b>	<b>1480FP/?-?</b>	<b>1480FPL?-?</b>



**Lace Front Closure Bra**

- Decorative lace and satin
- Drop-in style pockets
- Self-adjusting stretch straps (no slides)
- Built-up power net back
- Available colors: White, Beige
- Available in 34-44 B; 34-46 C, D; 36-46 DD
- Replace 1st ? with cup size
- Replace 2nd ? with bra size

Description	Product No.
White	<b>1588W/?-?</b>
Beige	<b>1588?-?</b>



**Trulife - Lily - Seamless Microfiber Underwire**

- Sleek, seamless design offers a smooth profile and flawless look
- Underwire provides additional support and shaping
- Soft, silky all over microfiber fabric for an intimate fit
- Breathable, extended mesh pockets are cool and comfortable
- Fits average to full figures
- Available in 34-40 A, B, C; 34-38 D
- Replace 1st ? with cup size
- Replace 2nd ? with bra size

Description	Product No.
White	<b>W4002??</b>
Nude	<b>N4002??</b>
Black	<b>B4002??</b>
Powder Pink	<b>P4002??</b>



**Christina - Seamless Lace Microfiber Softcup**

- Feminine, soft, seamless styling with a smooth profile
- Soft, silky lace microfiber
- Elastic at neckline and underarm for superior comfort and fit
- Breathable Coolmax® pockets wick moisture away from skin
- Fits shallow to average figures
- Available in 32-40 AA, A, B, C; 34-40 D
- Replace 1st ? with cup size
- Replace 2nd ? with bra size



Description	Product No.
White	<b>W4010??</b>
Nude	<b>N4010??</b>

**Emily - Seamless Microfiber Camisole T-Shirt**

- Seamless graduated cups provide an enhanced, flawless look
- Soft, silky allover microfiber fabric creates an intimate fit
- Delicate lace camisole insert offers additional coverage
- Breathable, extended mesh pockets are cool and comfortable
- Fits average to full figures
- Available in 34-42 A, B, C; 34-40 D
- Replace 1st ? with cup size
- Replace 2nd ? with bra size



Description	Product No.
Nude	<b>N4007??</b>
Black	<b>B4007??</b>
Powder Pink	<b>P4007??</b>

**Chloe - Seamless Diamond Jacquard Softcup**

- Seamless design offers a smooth profile and flawless look
- Soft microfiber-lined cups assure support and perfect opacity
- Rigid straps support and minimize bounce
- Breathable, seamless mesh pockets are cool and comfortable
- Fits shallow to average figures
- Available in 34-40 A, B, C; 34-38 D
- Replace 1st ? with cup size
- Replace 2nd ? with bra size



Description	Product No.
White	<b>W4003??</b>
Nude	<b>N4003??</b>
Black	<b>B4003??</b>

**Noelle - Microfiber Contour Softcup**

- Beautiful, smooth jacquard fabric
- Elastic at neckline and underarm for a comfortable, secure fit
- Padded spacer fabric straps for shoulder comfort
- Breathable, extended mesh pockets are cool and comfortable
- Fits average to full figures
- Available in 34-42 AA; 32-42 A; 32-42 B; 32-40 C, 34-40 D
- Replace 1st ? with cup size
- Replace 2nd ? with bra size

Description	Product No.
White	<b>W4006??</b>
Latte	<b>L4006??</b>
Black	<b>B4006??</b>



**Olivia - Seamless Softcup**

- Features floral knit that graduates to a solid bottom cup
- Elastic trim adds support at the neckline
- Stabilized center front band gives separation; no fiberfill
- Fits average to full figures
- Available in 34-40 A, B, C; 34-38 D
- Replace 1st ? with cup size
- Replace 2nd ? with bra size

Description	Product No.
White	<b>W273??</b>
Champagne	<b>C273??</b>
Black	<b>B273??</b>



**Barbara - Lace Accent Softcup**

- Exceptional tailored fit accommodates many silhouettes
- Delicate lace trim at neckline; Fashion colors available
- Fits shallow to average figures
- Available in 32-42 A; 32-44 B; 34-52 C, D; 34-48 DD; 34-48 DDD
- Replace 1st ? with cup size
- Replace 2nd ? with bra size

Description	Product No.
White	<b>W210??</b>
Nude	<b>N210??</b>
Powder Pink	<b>P210??</b>
Black	<b>B210??</b>
Cherry	<b>CE210??</b>
Midnight Blue	<b>MB210??</b>
Chocolate	<b>CH210??</b>



**Gabriella - Rose Embossed Softcup**

- Exceptional tailored fit accommodates many silhouettes
- Rose embossed body fabric
- Breathable CoolMax® extended pockets
- Plush-backed hook & eyes and elastic straps with back adjustment
- Fits shallow to average figures
- Available in 32-42 A; 32-44 B; 34-52 C, D, 34-48 DD, DDD
- Replace 1st ? with cup size
- Replace 2nd ? with bra size



Description	Product No.
White	<b>W4015??</b>
Latte	<b>L4015??</b>
Black	<b>B4015??</b>

**Hannah - Embroidered Mesh Softcup**

- European fashion-inspired embroidery
- Two-tone embroidered mesh top cups offer exceptional breathability
- Mesh has inherent stretch for a close, outstanding fit
- Sheer, two-way stretch powernet offers extra support
- Breathable, extended mesh pockets are cool and comfortable
- Fits shallow to average figures
- Available in 32-42 A; 32-44 B; 34-44 C, D
- Replace 1st ? with cup size
- Replace 2nd ? with bra size



Nude	<b>N4001??</b>
------	----------------

**Sydney - Jacquard Microfiber Softcup**

- Soft, silky jacquard microfiber
- Elastic at neckline and underarm for superior comfort
- Elegant, stretch front double straps with feminine bow detail
- Breathable, extended mesh pockets are cool and comfortable
- Fits shallow to average figures
- Available in 32-38 AA; 32-42 A, B; 34-40 C, D
- Replace 1st ? with cup size
- Replace 2nd ? with bra size



Description	Product No.
White	<b>W4004??</b>
Latte	<b>L4004??</b>

**Linda - Microfiber Softcup Bra**

- Silky-soft microfiber fabric for an intimate fit
- Breathable stretch floral lace top cups
- Soft elastic at neckline provides a secure fit
- Breathable, extended mesh pockets are cool and comfortable
- Fits shallow to average figures
- Available in 32-42 A; 32-44 B; 34-44 C, 34-38 D
- Replace 1st ? with cup size
- Replace 2nd ? with bra size

Description	Product No.
White	<b>W412??</b>
Nude	<b>N412??</b>



**Bethany - Front & Back Closure Lace Accent**

- Ideal for women with limited dexterity, arthritis or lymphedema
- Easy-to-use front and back closures allow for a customized fit
- Delicate lace trim and soft elastic at neckline
- Two-way stretch Powernet back provides superior support
- Breathable, CoolMax padded straps and extended pockets wick moisture away from skin
- Fits shallow to average figures
- Available in 34-42 B, 34-44 C, D, DD
- Replace 1st ? with cup size
- Replace 2nd ? with bra size

Description	Product No.
White	<b>W212??</b>
Nude	<b>N212??</b>



**Katrina - Floral Jacquard Softcup**

- Smooth floral Jacquard cup fabric with light fiberfill
- Soft CoolMax pocket fabric helps manage moisture and features two-piece construction with underarm opening and side extension
- Soft, two-way stretch tech sheen fabric at the back is comfortable and supportive; Elastic straps adjust in back
- Fits shallow to average figures
- Available in 34-38 AA; 34-42 A; 34-44 B, C, D
- Replace 1st ? with cup size
- Replace 2nd ? with bra size

Description	Product No.
White	<b>W410??</b>
Champagne	<b>C410??</b>



**Victoria - Classic Tailored Softcup**

- Classic design with smooth simplex fabric
- Light contoured fiberfill cups for enhancement
- Elastic straps adjust in back; cotton/poly mesh pockets open at the side
- Available in 32-36 AA; 32-40 A, B; 34-40 C
- Replace 1st ? with cup size
- Replace 2nd ? with bra size

Description	Product No.
White	<b>W84??</b>
Nude	<b>N84??</b>



**Teresa - Cotton Classic Tailored Softcup**

- Ideal for water during radiation treatment
- Smooth, cotton-rich fabric with lace accents
- Breathable cotton/poly mesh pockets open at the side
- Elastic straps adjust in front; No fiberfill; Fits average figures
- Available in 34-40 A, B, C
- Replace 1st ? with cup size
- Replace 2nd ? with bra size

White **W140??**



**Chelsea - Lace Long-Line Softcup**

- All over lace cups with light fiberfill for a beautiful contour
- Center and side lace panels stabilize long-line design
- Two-way stretch front and back powernet panels smooth, support and shape
- Wide 2" non-flip comfort band maintains smooth silhouette
- Cotton/poly mesh pockets; Fits average to full figures
- Available in 36-42 B; 38-44 C; 38-48 D
- Replace 1st ? with cup size
- Replace 2nd ? with bra size

White **O98??**





**Elizabeth - M-Frame Softcup**

- Feminine floral delustered satin fabric design
- Two-way stretch powernet forms M-frame for superior support
- Rigid back straps minimize bounce
- Breathable, extended mesh pockets are cool and comfortable
- Fits average to full figures
- Available in 36-48 B, C, D; 36-48 DD; 38-48 DDD
- Replace 1st ? with cup size
- Replace 2nd ? with bra size

Description	Product No.
White	<b>W422??</b>
Nude	<b>N422??</b>



**Kate - Embroidered M-Frame Softcup**

- M-frame styling helps shape and offers support for a fuller fit
- Delicate floral embroidery accents simplex fabric
- Breathable CoolMax extended pockets wick away moisture
- Fits average to full figures
- Available in 34-40 A; 34-44 B, C; 34-48 D, DD; 38-46 DDD
- Replace 1st ? with cup size
- Replace 2nd ? with bra size

Description	Product No.
White	<b>W420??</b>
Champagne	<b>C420??</b>
Black	<b>B420??</b>



**Emma - Front & Back Closure Softcup**

- Ideal for women with limited dexterity, arthritis or lumphedema
- Convenient, easy to use front & back closures; fits full figures
- Nylon and spandex elastic with cotton/poly mesh pockets
- Available in 34-42 B, 34-42 C; 34-44 D; 34-44 DD
- Replace 1st ? with cup size
- Replace 2nd ? with bra size

Nude	<b>N105??</b>
------	---------------



**Elisa - Full Support Embossed Underwire**

- Underwire is sewn into powernet band
- Side stays
- Breathable, extended mesh pockets are both cool and comfortable
- Fits average to full figures
- Available in 34-42 B, C; 34-44 D, DD
- Replace 1st ? with cup size
- Replace 2nd ? with bra size

White

**W215??**



**Mandy - Three-Quarter Length Posture Support Softcup**

- Front closure hook and eye; Ideal for women with limited dexterity or for those that suffer from lymphedema
- The CoolMax lined back with crisscrossed, reinforced powernet assists with proper posture
- Elastic straps adjust in the front
- Fits average to full figures
- Available in 36-38 A; 36-42 B; 36-46 C; 38-48 D, DD
- Replace 1st ? with cup size
- Replace 2nd ? with bra size

Description	Product No.
White	<b>W202??</b>
Nude	<b>N202??</b>
Black	<b>B202??</b>



**Irene - Classic Full Support Softcup**

- Scalloped lace overlays upper cups; smooth nylon tricot cups are lined with fiberfill
- Fits average to full figures
- Powernet underband and back provide great support
- Cotton/poly mesh pockets feature 2-piece construction with a side opening and are comfortable against the skin
- Available in 34-38 A; 34-42 B; 34-46 C; 34-48 D; 36-46 DD
- Replace 1st ? with cup size
- Replace 2nd ? with bra size

Description	Product No.
White	<b>W190??</b>
Nude	<b>N190??</b>
Black	<b>B190??</b>



**Rose - Full Support Embossed Softcup**

- Elegant embossed simplex cup fabric
- Soft elastic at neckline for a secure fit
- Light fiberfill cups with breathable, extended cotton/poly mesh pockets provide a gentle contoured shape
- Fits average to full figures
- Available in 34-42 B; 34-46 C; 36-48 D, DD, DDD
- Replace 1st ? with cup size
- Replace 2nd ? with bra size



Description	Product No.
White	<b>W297??</b>
Nude	<b>N297??</b>
Black	<b>B297??</b>

**Charlotte - Microfiber Stretch Leisure Softcup**

- Recommended for post-surgery or leisure wear
- Ideal for women with limited dexterity, arthritis or lymphedema
- Convenient, easy-to-use front closure
- All over, silky-soft microfiber fabric with delicate lace accent
- Soft, extended microfiber pockets
- Available sizes: 32/34, 36/38, 40/42 (A/B); 32/34, 36/38, 40/42, 44/46 (C/D)
- Replace 1st ? with cup size
- Replace 2nd ? with bra size



Description	Product No.
White	<b>W327??</b>
Nude	<b>N327??</b>

**Violet - Cotton Stretch Leisure Softcup**

- Breathable stretch cotton blend fabric
- Cotton/poly pockets open at the side
- Convenient front hook-and-eye closure
- Elastic camisole straps do not adjust
- Shirred front allows the bra to fit two cup sizes
- Available in 32-42, 36/38, 40/42 (A/B) (C/D); 44/46 (C/D)
- Replace 1st ? with cup size
- Replace 2nd ? with bra size



White	<b>W326??</b>
-------	---------------

**Sophia - Activity Bra**

- Back closure and adjustable straps allow for personalized fit
- All over cotton/Lycra
- CoolMax pocket material wicks moisture away from skin
- Elastic at neckline holds breast form securely in place
- Available in 34-44 (A/B) and 34-44 (C/D)
- Replace 1st ? with cup size
- Replace 2nd ? with bra size

Description	Product No.
White	<b>W330??</b>
Black	<b>B330??</b>
Gray	<b>G330??</b>



**Sara - Activity Bra with Front Closure**

- Front closure is ideal for women with restricted mobility
- CoolMax pocket material wicks moisture away from skin
- Elastic at neckline holds breast form securely in place
- 1" woven bottom band resists flipping and riding up
- Rigid adjustable T-back straps and mesh fabric back panel provide support and minimize movement during activity
- Available in 34-44 (A/B) and 34-44 (C/D)
- Replace 1st ? with cup size
- Replace 2nd ? with bra size

White	<b>W331??</b>
-------	---------------



**Bra Extenders**

Available Closures	Color	Product No.
2, 3, 4, 5, 6, 10, 11	Nude	<b>N2505</b>
2, 3, 4, 5, 6, 7, 8, 11	White	<b>W2510</b>
2, 3, 4, 5, 6	Champagne	<b>C2510</b>
2, 3, 4, 5	Black	<b>B2520</b>
2, 3, 4	Pink	<b>P2510</b>



**Bra Pockets**

- Pockets can be sewn into any bra or swimsuit to create a post-mastectomy garment
- Secure snap tape pocket closure to hold breast form in place
- Soft 100% cotton white
- Packaged two per unit, includes two snap strips
- Sizes: 01-10

Product No.	<b>00216?</b>
-------------	---------------